



# LED-T16S-A

## LED Controller



Product Specification

V2.0

## LED-T16S-A

### ● Product Description

LED-T16S-A is a LED controller developed by Magnimage, input support 4x DVI, 1x DP1.2, 1x HDMI2.0, 1x 12G SDI(optional), 1x 3.5mm audio. Output support 16 x Gigabit Ethernet ports, 1x HDMI-Loop. Besides, it also supports 2 sensor interface, can be connected with external sensor, and expansion of 10G Optical fiber input / output. Support Magnimage receiving cards: LED-M8S, LED-M12S, LED-M16S, LED-M28S, LED-M60S, LED-M70S, LED-M80S, LED-M52S, LED-M62S, and used with CLINK software.



## ● Features

### 1. Support 4K and DVI modes

#### a) In 4K mode:

Video input: DP1.2, HDMI2.0, 12G SDI (optional), optical fiber input; 1 out of 4 inputs for use.

Audio input: 3.5mm analog audio, with multi-functional card to achieve long-distance audio transmission and output.

Output: support 16 Ethernet ports, HDMI loop out (only supports loop out DP1.2 or HDMI2.0), and optical fiber output.

#### b) In DVI mode:

Video input: DVI1-2, DVI1-4, optical fiber input; out of 3 inputs for use.

Audio input: 3.5mm analog audio, with multi-functional card to achieve long-distance audio transmission and output.

Output: support 16 Ethernet ports, optical fiber output, HDMI loop out invalid in this situation.

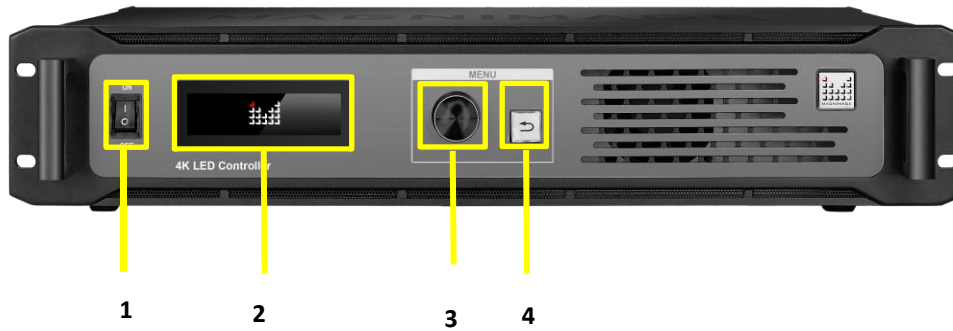
- 1) When DVI1-2 is selected as input, each DVI supports HDMI1.4 protocol communication and supports 3840 × 1080 / 60Hz range customization, and the resolution of two DVI inputs are always consistent. At this time, DVI3 and DVI4 inputs are not available.

- 2) When DVI1-4 is selected as input, each DVI is 2K input: 4x DVI independent input: support independent input custom resolution setting. At this time, input DVI1 corresponds to output Ethernet port 1-4, DVI2 corresponds to Ethernet port 5-8, DVI3 corresponds to Ethernet port 9-12, and DVI4 corresponds to Ethernet port 13-16; 4x DVI splicing input: input supports horizontal, vertical and crossing splicing (the 4x DVI input resolution must be consistent. At this time, there is no strict correspondence between the input and output Ethernet ports.
2. The maximum loading capacity is 10,400,000 pixels.
3. Support free cable-connection, each signal cable can loading the actual number of the pixels, folding or empty space do not take up the capacity.
4. Support 8bit / 10bit video source and HDR10.
5. Support low latency display.
6. Support pixel by pixel calibration.
7. Support light and dark line repair.
8. Support USB and Ethernet port communication modes. Ethernet port communication can be set up through router to realize wireless screen adjustment.

9. Support LCD panel display, knob, button operation, can light up the screen through the device directly.
10. Support online naming of devices, when multiple devices are connected, they can be named according to the each screen.
11. Support smart label sequence, which can directly display the Ethernet port and serial number of each receiving card on the LED panel.
12. Support one-key Ethernet port backup (8 main and 8 backup) and device mutual backup (1 main and 1 backup).
13. Support extended 10G fiber input/output.
14. Support to control Magnimage LED-M8S, LED-M12S, LED-M16S, LED-M28S, LED-M52S, LED-M62S, LED-M60S, LED-M70S and LED-M80S receiving cards.

● Panel Introduction


Front Panel



Front Panel		
NO.	Name	Description
1	Power button	On/off  Press to power on or off the device
2	LCD screen	Display screen information and operation interface
3	Function knob	1. Press the knob to enter the lower menu or confirm.  2. Rotate the knob to select a menu or adjust

		parameters
4	Back	Return to the previous menu or exit the current operation

### Rear Panel



<b>Input</b>	
AUDIO	Audio input interface, 3.5mm audio port
DVI	DVI video signal input interface
DP1.2	DP1.2 video signal input interface

HDMI2.0	HDMI2.0 video signal input interface
12G SDI	12G SDI video signal input interface (optional)

<b>Output</b>	
OUT1-16	<p>16 Gigabit Ethernet port output</p> <p>The maximum loading of a single network port is:</p> <ul style="list-style-type: none"> <li>-When the input source is 8bit, 650,000 pixels</li> <li>-When the input source is 10bit/12bit, 320,000 pixels</li> <li>-Support redundancy between Ethernet ports</li> </ul>
OPT1-2	<p>(Optional) 10G optical fiber interface:</p> <p>1: Optical fiber input, a set of two,</p> <p>2: Optical fiber output, a set of two,</p> <p>In DVI mode, the fiber input signal source can be used, and the fiber output can be looped out to the next device for device cascade.</p> <p>In 4K mode, the fiber input signal source can be used, and the fiber output can be looped out to the next device for device cascade</p>
HDMILOOP	HDMI loop out (only HDMI2.0 or DP1.2 signal can be looped out)



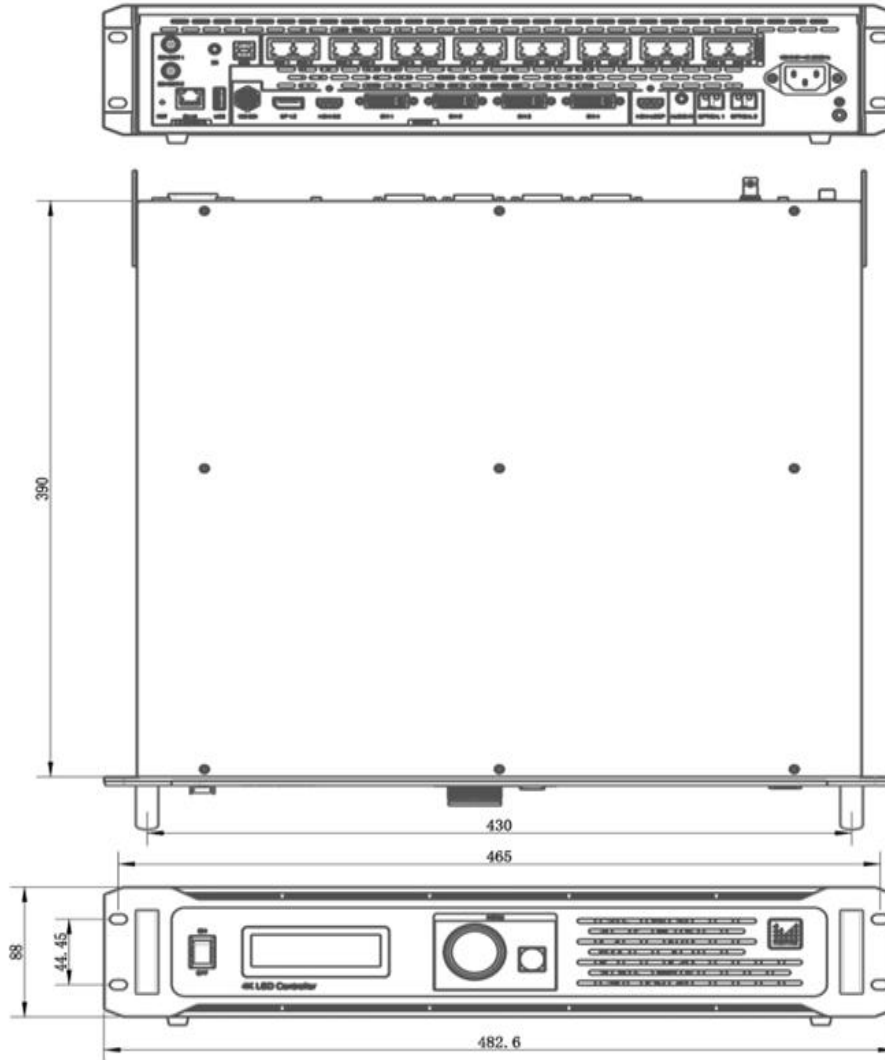
<b>Control Interface</b>	
Square USB	Connect to PC, USB control interface
100M Ethernet port	Connect to computer, Ethernet port control interface
Flat USB	Used to upgrade the machine program
<b>External device</b>	
SENSOR	Two sensors can be connected (optional)
<b>Power connector</b>	
220V AC	AC-100-240V-50/60HZ AC power connector

<b>Input Specifications</b>	
Ports	Resolution specifications
DVI1-2(HDMI1.4)	When DVI1-2 is selected as the input, each DVI supports HDMI1.4 protocol, a single channel supports 384×1080/60Hz range customization, and the resolution of 2 channels DVI input is always the same (DVI3 and DVI4 inputs are not available)

	<p>Support preset resolution:            3840*1080@60HZ 2560*1600@60HZ            2560*1080@60HZ 2304*1152@60HZ            2048*1152@60HZ 2048*1080@60HZ            1920*1200@60HZ 1920*1080@60HZ            1680*1050@60HZ 1600*1200@60HZ            1440*900@60HZ 1360*768@60HZ            1280*1024@60HZ 1280*720@60HZ            1024*768@60HZ            Support EDID to maximum width: 3840 pixels            Maximum height: 3840 pixels</p>
<p>DVI1-4</p>	<p>When DVI1-4 is selected as input, each DVI channel is a regular 2K input: 4 DVI channels independent input: support independent input custom resolution settings</p> <p>Support preset resolution:            2304*1152@60HZ 2048*1152@60HZ            2048*1080@60HZ 1920*1200@60HZ            1920*1080@60HZ 1680*1050@60HZ            1600*1200@60HZ 1440*900@60HZ            1360*768@60HZ 1280*1024@60HZ            1280*720@60HZ 1024*768@60HZ            Support EDID to maximum width: 3840 pixels            Maximum height: 3840 pixels</p>
<p>HDMI2.0</p>	<p>Support preset resolution:            4088*2160@60HZ 3840*2160@60HZ            3840*1080@60HZ 2560*1600@60HZ            2560*1080@60HZ 2048*1152@60HZ            2048*1080@60HZ 1920*1200@60HZ            1920*1080@60HZ 1680*1050@60HZ            1600*1200@60HZ 1440*900@60HZ            1280*1024@60HZ 1280*720@60HZ            1024*768@60HZ            Support EDID to maximum width: 4088 pixels            Maximum height: 3840 pixels</p>
<p>DP1.2</p>	<p>Support preset resolution:            7680*1080@60HZ 4096*2160@60HZ            3840*2160@60HZ 3840*1080@60HZ            2560*1600@60HZ 2560*1080@60HZ            2048*1152@60HZ 2048*1080@60HZ            1920*1200@60HZ 1920*1080@60HZ            1680*1050@60HZ 1600*1200@60HZ</p>

	1440*900@60HZ 1280*1024@60HZ 1280*720@60HZ 1024*768@60HZ Support EDID to maximum width: 7680 pixels Maximum height: 3840 pixels
12G SDI	SMPTE-2081 standard, support HD-SDI, 3G-SDI, 6G-SDI, 12GSDI
<b>Overall specification</b>	
Power consumption	≈80W
Operating temperature	-20°C-60°C
Operating humidity	5%-95%
Net Weight	≈5.4kg

● **Product Dimension** unit: mm



● **Note**

- (1) The installation process should be completed by professionals.
- (2) It must be anti-static.
- (3) Need to keep waterproof and dust-proof.

**24h** 400-6868-203

**Shenzhen Magnimage Technology Co., Ltd.**

Address: 8F, Bld. F5, TCL International E City, #1001  
Zhongshan Park Road, Nanshan, Shenzhen, China, 518052

Tel: 0755-86647651 Fax: 0755-86647650

Website: [www.magnimage.com](http://www.magnimage.com)

