

Taurus Series Multimedia Players

V1.6.3



TB8 Specifications

Contents

Contents	i
1 Overview	1
1.1 Introduction	1
1.2 Application	1
2 Features	3
2.1 Synchronization mechanism for multi-screen playing	3
2.2 Powerful Processing Capability	3
2.3 Comprehensive Control Plans	3
2.4 Synchronous and Asynchronous Dual-Mode	3
2.5 Dual-Wi-Fi Mode	4
2.5.1 Wi-Fi AP Mode	4
2.5.2 Wi-Fi Sta Mode	4
2.5.3 Wi-Fi AP+Sta Mode	4
3 Hardware Structure	5
3.1 Appearance	5
3.1.1 Front Panel	5
3.1.2 Rear Panel	6
3.2 Dimensions	7
4 Software Structure	8
4.1 System Software	8
4.2 Configuration Software	8
5 Product Specifications	9
6 Audio and Video Decoder Specifications	10
6.1 Image	10
6.2 Audio	10
6.3 Video	11

1 Overview

1.1 Introduction

Taurus series products are NovaStar's second generation of multimedia players dedicated to full-color LED displays.

This document introduces TB8.

Features

- Synchronization mechanism for multi-screen playing
- Powerful processing capability
- Comprehensive control plans
- Synchronous and asynchronous dual-mode
- Dual-Wi-Fi mode

If the user has a high demand on synchronization, the time synchronization module is recommended. For details, please consult our technical staff.

In addition to solution publishing and screen control via PC, mobile phones and LAN, the comprehensive control plans also support remote centralized publishing and monitoring.

Other Hardware Features

- 4 Ethernet ports, loading capacity up to 2,300,000 pixels with a maximum width of 4096 pixels and maximum height of 1920 pixels
- Wired Gigabit Ethernet
- Stereo audio output
- HDMI Loop
- HDMI input and auto full-screen display
- 2 USB ports allowing for USB playback
- Onboard light sensor connector allowing for automatic and scheduled brightness adjustment

1.2 Application

Taurus series products can be widely used in LED commercial display field, such as bar screen, chain store screen, advertising machine, mirror screen, retail store screen, door head screen, on board screen and the screen requiring no PC.

Classification of Taurus' application cases is shown in [Table 1-1](#).

Table 1-1 Application

Classification	Description
Market type	<ul style="list-style-type: none">• Advertising media: To be used for advertising and information promotion including bar screen and advertising machine.• Digital signage: To be used for signage display in retail stores including retail store screens and door head screens.• Commercial display: To display commercial information of hotel, cinema and shopping mall, such as chain store screens.
Networking mode	<ul style="list-style-type: none">• Independent screen: Use a PC or mobile client software to enable single-point connection and management of a screen.• Cluster screen: Use the cluster solution developed by NovaStar to realize centralized management and monitor of multiple screens.
Connection type	<ul style="list-style-type: none">• Wired connection: A PC connects to Taurus through the Ethernet cable or LAN.• Wi-Fi connection: PC, Pad and mobile phone can connect to Taurus through Wi-Fi, which can be enabled in the case without PC in conjunction with ViPlex software.

2 Features

2.1 Synchronization mechanism for multi-screen playing

The TB8 support switching on/off function of synchronous display.

When synchronous display is enabled, the same content can be played on different displays synchronously if the time of different TB8 units are synchronous with one another and the same solution is being played.

2.2 Powerful Processing Capability

- 1.5 GHz eight-core processor
- Support for H.265 4K high-definition video hardware decoding playback
- Support for 1080P video hardware decoding
- 2 GB operating memory
- 8 GB on-board internal storage space with 4 GB available for users

2.3 Comprehensive Control Plans

- Solution publishing and screen control via PC
- Solution publishing and screen control via LAN
- Solution publishing and screen control via mobile phone
- Clustered remote solution publishing and screen control
- Clustered remote monitoring

2.4 Synchronous and Asynchronous Dual-Mode

The TB8 supports synchronous and asynchronous dual-mode, allowing more application cases and being user-friendly.

When internal video source is applied, the TB8 is in asynchronous mode; when HDMI-input video source is used, the TB8 is in synchronous mode. Content can be scaled and displayed to fit the screen size automatically in synchronous mode.

Requirements of full screen zoom in synchronous mode:

- 64 pixels ≤ Video source width ≤ 2048 pixels
- Allows images to be zoomed in only

Users can manually and timely switch between synchronous and asynchronous modes, as well as set HDMI priority.

2.5 Dual-Wi-Fi Mode

The TB8 has permanent Wi-Fi AP and supports the Wi-Fi Sta mode. The TB8 requires no wiring and users can manage the displays at any time by connecting to the TB8 via mobile phone, Pad or PC.

Wi-Fi AP signal strength is related to the transmit distance and environment. Users can change the Wi-Fi antenna as required.

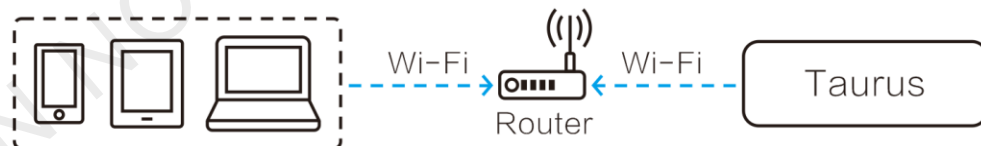
2.5.1 Wi-Fi AP Mode

Users connect the Wi-Fi AP of a TB8 to directly access the TB8. The default SSID is “AP + **the last 8 digits of the SN**”, for example, “AP10000033”, and the default password is “12345678”.



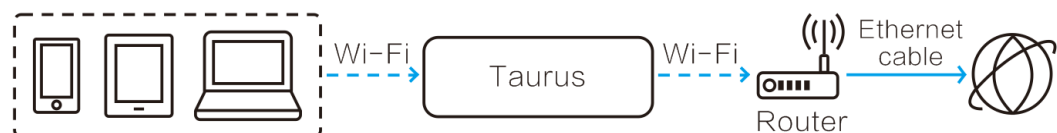
2.5.2 Wi-Fi Sta Mode

Configure an external router for a TB8 and users can access the TB8 by connecting the external router. If an external router is configured for multiple TB8 units, a WLAN can be created. Users can access any of the TB8 via the WLAN.



2.5.3 Wi-Fi AP+Sta Mode

In Wi-Fi AP+ Sta connection mode, users can either directly access the TB8 or access internet through bridging connection.



3 Hardware Structure

3.1 Appearance

3.1.1 Front Panel

Figure 3-1 Front panel of the TB8



Note: All product pictures shown in this document are for illustration purpose only. Actual product may vary.

Table 3-1 Description of TB8 front panel

Name	Color	Status	Description
PWR	Red	Always on	The power supply is normal.
SYS	Green	Flashing once every 2 seconds	The Taurus is functioning normally.
		Flashing once every second	The Taurus is installing upgrade package.
		Flashing once every 0.5 second	The Taurus is downloading data from the Internet or copying upgrade package.
		Always on/off	The Taurus is abnormal.
CLOUD	Green	Always on	The Taurus is connected to the Internet and the connection is available.
		Flashing once every 2 seconds	The Taurus is connected to VNNOX and the connection is available.
RUN	Green	Flashing once every second	No video signal

Name	Color	Status	Description
		Flashing once every 0.5 second	The FPGA is functioning normally.
		Always on/off	The FPGA is abnormal.
SWITCH	Green	Always on	Synchronous mode
		Off	Asynchronous mode

3.1.2 Rear Panel

Figure 3-2 Rear panel of the TB8



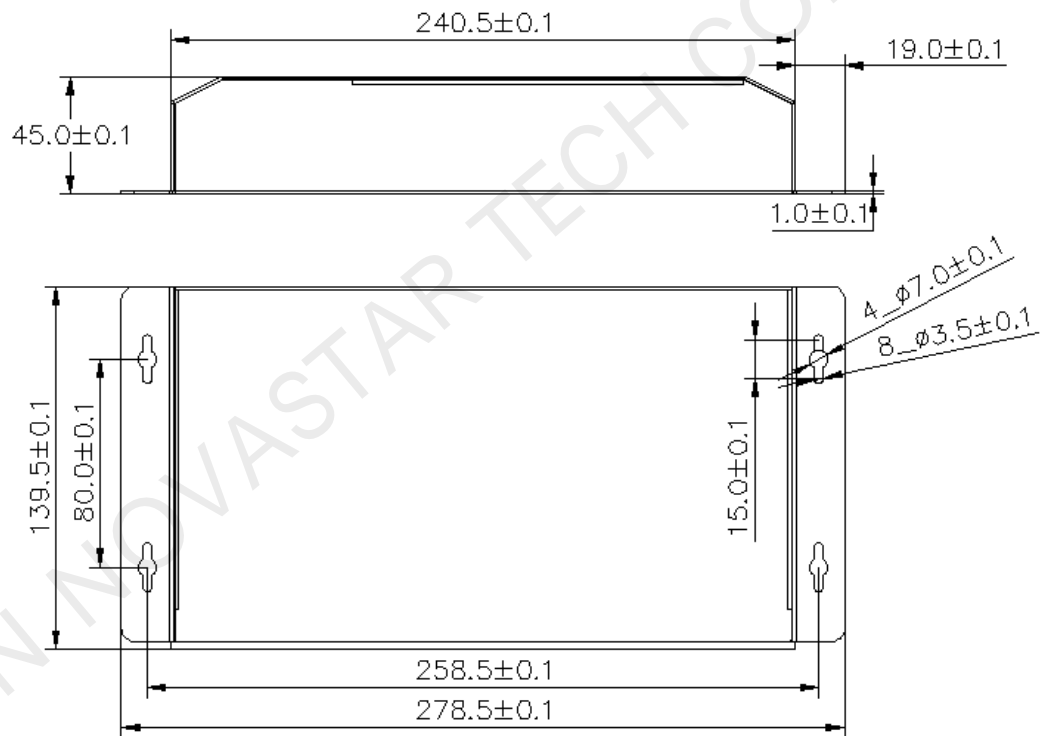
Note: All product pictures shown in this document are for illustration purpose only. Actual product may vary.

Table 3-2 Description of TB8 rear panel

Name	Description
TEMP	Temperature sensor port
LIGHT	Light sensor port
WiFi-AP	Wi-Fi AP antenna port
WiFi-STA	Wi-Fi Sta antenna port
COM1	Reserved
COM2	Reserved
ETHERNET	Gigabit Ethernet port Indicator status: <ul style="list-style-type: none"> • Yellow indicator always on: The unit is connected to 100M Ethernet cable and the status is normal. • Green and yellow indicators always on at the same time: The unit is connected to Gigabit Ethernet cable and the status is normal.
USB	USB 2.0 port The file system supports NTFS (file size up to 2 TB) and FAT32 (file size up to 4 GB), but do not support exFAT.
HDMI	<ul style="list-style-type: none"> • IN: HDMI 1.3 input • OUT: HDMI 1.3 output

Name	Description
AUDIO OUT	Audio output
RESET	Factory reset button Press and hold the button for 5 seconds to reset the unit to factory settings.
LED OUT	Output Ethernet port
ON/OFF	Power switch
100-240V~,50/60Hz	Power input

3.2 Dimensions



Unit: mm

4 Software Structure

4.1 System Software

- Android operating system software
- Android terminal application software
- FPGA program

Note: The third-party applications are not supported.

4.2 Configuration Software

Table 4-1 Related configuration software

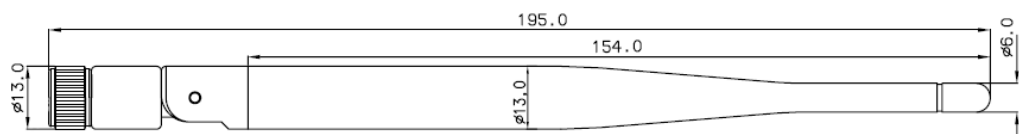
Name	Type	Description
ViPlex Handy	Mobile client	LAN-based screen management software for Android and iOS, which is mainly used for screen management, solution editing and publishing.
ViPlex Express	PC client	Display content publishing management system for Windows only, which supports studio mode and sync mode. The Taurus uses async mode.
NovaLCT	PC client	LED configuration tool for Windows only, which is mainly used for screen configuration and adjust screen to the optimal display performance.

5 Product Specifications

Specifications

Electrical Parameters	Input power supply	100 V–240 V AC
	Maximum power consumption	20 W
Storage Space	Operating memory	2 GB
	Internal storage space	8 GB on-board with 4 GB available for users
Storage Environment	Temperature	-40°C–80°C
	Humidity	0% RH–80% RH, non-condensing
Operating Environment	Temperature	-20°C–60°C
	Humidity	0% RH–80% RH, non-condensing
Packing Information	Dimensions (H×W×D)	375 mm × 280 mm × 108 mm
	List	<ul style="list-style-type: none"> • 1 × TB8 • 2 × Wi-Fi omnidirectional antenna • 1 × AC power cord • 1 × Quick Start Guide
Dimensions (H × W × D)	278.5 mm × 139.5 mm × 45.0 mm	
Net Weight	1352.3 g	
IP Rating	IP20 Please prevent the product from water intrusion and do not wet or wash the product	

Antenna



Unit: mm

6 Audio and Video Decoder Specifications

6.1 Image

Type	Codec	Supported Image Size	Container	Remarks
JPEG	JFIF file format 1.02	48×48 pixels~8176×8176 pixels	JPG, JPEG	Not Support Non-interleaved Scan Software support SRGB JPEG Software support Adobe RGB JPEG
BMP	BMP	No Restriction	BMP	N/A
GIF	GIF	No Restriction	GIF	N/A
PNG	PNG	No Restriction	PNG	N/A
WEBP	WEBP	No Restriction	WEBP	N/A

6.2 Audio

Type	Codec	Channel	Bit rate	Sampling rate	File Format	Remarks
MPEG	MPEG1/2/2.5 Audio Layer1/2/3	2	8kbps~320Kbps, CBR and VBR	8KHZ~48 KHz	MP1, MP2, MP3	N/A
Windows Media Audio	WMA Version 4, 4.1, 7, 8, 9, wmapro	2	8kbps~320Kbps	8KHZ~48 KHz	WMA	Non-support WMA Pro, lossless and MBR
WAV	MS-ADPCM, IMA-ADPCM,	2	N/A	8KHZ~48 KHz	WAV	Support 4bit MS-ADPCM,

Type	Codec	Channel	Bit rate	Sampling rate	File Format	Remarks
	PCM					IMA-ADPCM
OGG	Q1~Q10	2	N/A	8KHZ~48 KHz	OGG, OGA	N/A
FLAC	Compress Level 0~8	2	N/A	8KHZ~48 KHz	FLAC	N/A
AAC	ADIF, ATDS Header AAC-LC and AAC-HE, AAC-ELD	5.1	N/A	8KHZ~48 KHz	AAC, M4A	N/A
AMR	AMR-NB, AMR-WB	1	AMR-NB 4.75~12.2kbps@8kHz AMR-WB 6.60~23.85kpbs@16kHz	8KHZ, 16KHz	3GP	N/A
MIDI	MIDI Type 0 and 1, DLS version 1 and 2, XMF and Mobile XMF, RTTTL/RTX, OTA, iMelody	2	N/A	N/A	XMF, MXMF, RTTTL, RTX, OTA, IMY	N/A

6.3 Video

Type	Codec	Supported Image Size	Maximum Frame Rate	Maximum Bit Rate (Ideal Case)	File Format	Remarks
MPEG-1/2	MPEG-1/2	48x48 pixels~1920x1080 pixels	30fps	80Mbps	DAT, MPG, VOB, TS	Support Field Coding
MPEG-4	MPEG-4	48x48 pixels~1920x1080 pixels	30fps	38.4Mbps	AVI, MKV, MP4, MOV, 3GP	Not support MS MPEG4 v1/v2/v3, GMC, DivX3/4/5/6/7.../10
H.264/AVC	H.264	48x48 pixels~4096x2304 pixels	4K@25fps, 1080P@60fps	100Mbps	AVI, MKV, MP4, MOV, 3GP, TS, FLV	Support Field Coding, MBAFF
MVC	H.264 MVC	48x48 pixels~1920x1080 pixels	60fps	38.4Mbps	MKV, TS	Support Stereo High

Type	Codec	Supported Image Size	Maximum Frame Rate	Maximum Bit Rate (Ideal Case)	File Format	Remarks
		0 pixels				Profile only
H.265/HEVC	H.265/HEVC	64x64 pixels~4096x2304 pixels	4K@60fps, 1080P@60fps	100Mbps	MKV, MP4, MOV, TS	Support Main Profile, Tile & Slice
GOOGLE VP8	VP8	48x48 pixels~1920x1080 pixels	30fps	38.4 Mbps	WEBM, MKV	N/A
H.263	H.263	SQCIF(128x96), QCIF(176x144), CIF(352x288), 4CIF(704x576)	30fps	38.4Mbps	3GP, MOV, MP4	Not support H.263+
VC-1	VC-1	48x48 pixels~1920x1080 pixels	30fps	45Mbps	WMV, ASF, TS, MKV, AVI	N/A
MOTION JPEG	MJPEG	48x48 pixels~1920x1080 pixels	30fps	38.4Mbps	AVI	N/A

Note: Output data format is YUV420 semi-planar, and YUV400(monochrome) is also supported for H.264.

Copyright © 2020 Xi'an NovaStar Tech Co., Ltd. All Rights Reserved.

No part of this document may be copied, reproduced, extracted or transmitted in any form or by any means without the prior written consent of Xi'an NovaStar Tech Co., Ltd.

Trademark

NOVA STAR is a trademark of Xi'an NovaStar Tech Co., Ltd.

Statement

You are welcome to use the product of Xi'an NovaStar Tech Co., Ltd. (hereinafter referred to as NovaStar). This document is intended to help you understand and use the product. For accuracy and reliability, NovaStar may make improvements and/or changes to this document at any time and without notice. If you experience any problems in use or have any suggestions, please contact us via contact info given in document. We will do our best to solve any issues, as well as evaluate and implement any suggestions.

[Official website](http://www.novastar.tech)
www.novastar.tech

[Technical support](mailto:support@novastar.tech)
support@novastar.tech